

Scaled data based on original data using
LM-79-08 Approved Method: Electrical and Photometric Measurements of Solid-
State Lighting Products

Test Report Prepared for
Cooper Lighting Solutions
(formerly Eaton)

Brand: McGRAW-EDISON

Report Number: P387132

Luminaire Tested: **GWC-SA2D-760-U-T4W-HSS**

Issue Date: 3/3/2020

Test Information

Test Method: LM-79-08
Report Number: P387132
TEST IS SCALED FROM IESNA LM-79-08 TEST DATA (G2-1903-205-19)
Test Lab: INNOVATION CENTER
Issue Date: 3/3/2020
Manufacturer: COOPER LIGHTING SOLUTIONS (FORMERLY EATON)
Product Line: MCGRAW-EDISON
Catalog Number: GWC-SA2D-760-U-T4W-HSS
Description: GALLEON WALL LUMINAIRE
(2) 70 CRI, 5700K, 1200mA LIGHTSQUARES WITH 16 LEDS EACH AND TYPE IV WIDE OPTICS WITH HOUSE SIDE SHIELD
Light Source: -
Ballast/Driver: ELECTRONIC DRIVER

Summary

Lumens per Lamp: N/A
Luminaire Lumens: 11736 lumens
Efficiency: N/A
Efficacy: 91.0 lumens/watt
Luminous Opening: Rectangular (W 1' x L: 0.5' x H: 0')
IES Classification: Type IV - Short
BUG Rating: B1 - U0 - G3

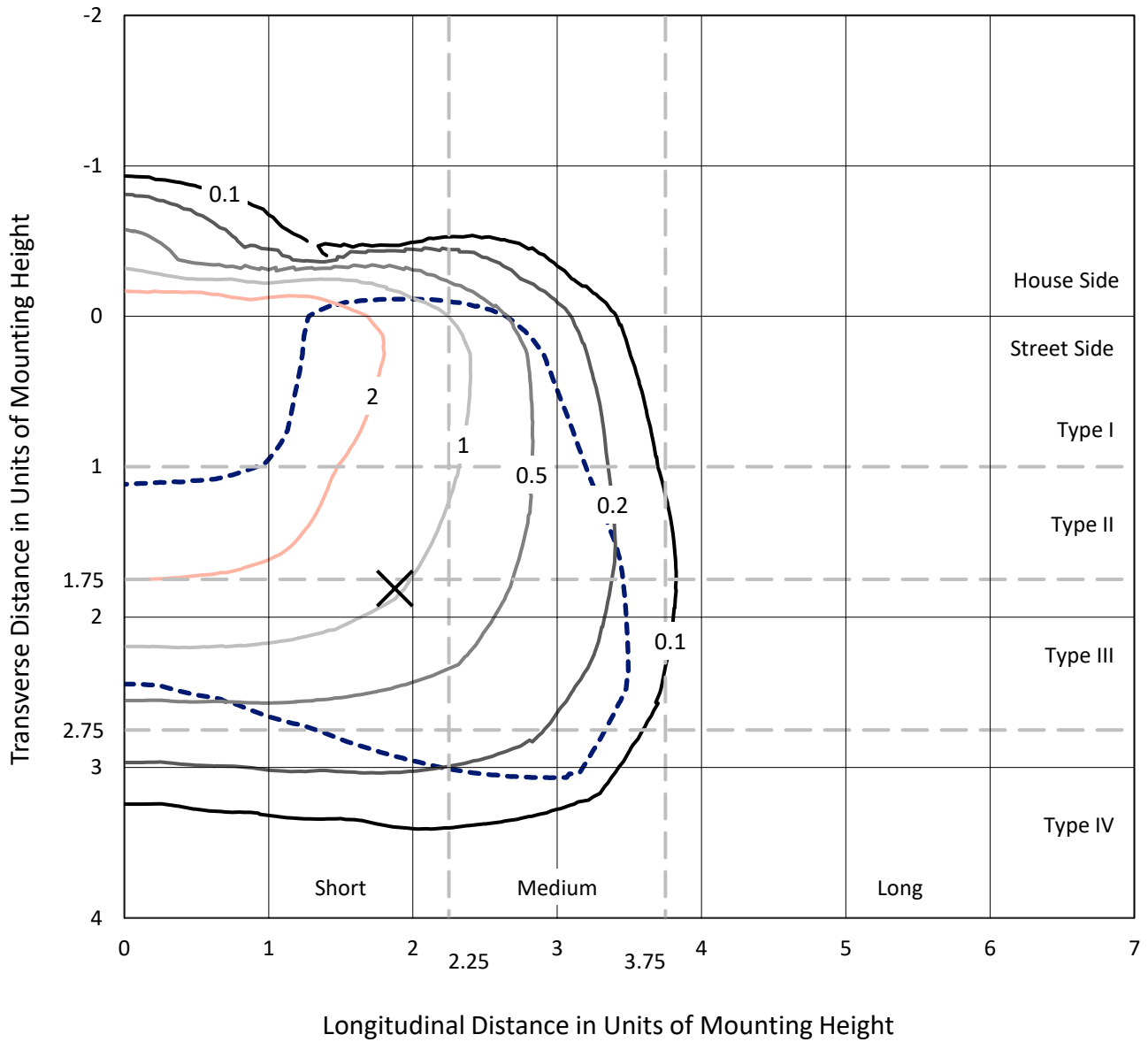
Input Watts (W): 129
Input Voltage (V): NR
Input Current (Ain): NR
Voltage Rise (V): NR
Power Factor: NR
Total Harmonic Distortion (THDi): NR
Frequency (hertz): 60
Stabilization Time: NR
Operation Time: NR
Ambient Temperature (°C): NR
Test Distance: 24 FT



REPORT NUMBER: P387132
 CATALOG NUMBER: GWC-SA2D-760-U-T4W-HSS

Iso-Footcandle Lines of Horizontal Illumination

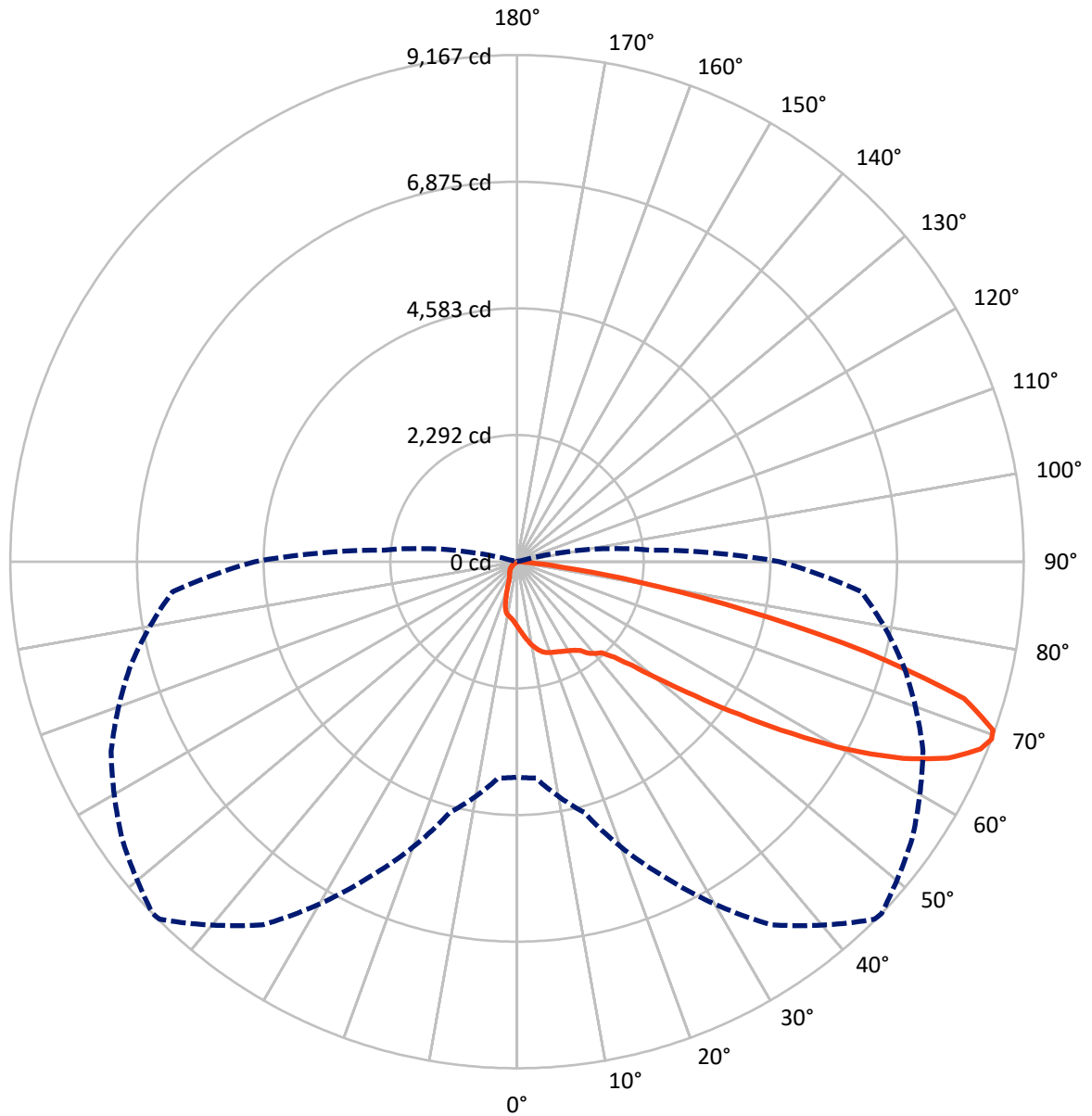
✕ Max cd
 - - - 1/2 Max cd



Based on 20 foot mounting height. Maximum calculated value = 4.3 fc
 Type IV - Short - N/A

REPORT NUMBER: P387132
CATALOG NUMBER: GWC-SA2D-760-U-T4W-HSS

Luminous Intensity Polar Plot



— Vertical Plane Through 46-Deg Lateral - - - Horizontal Cone Through 69-Deg Vertical



REPORT NUMBER: P387132
 CATALOG NUMBER: GWC-SA2D-760-U-T4W-HSS

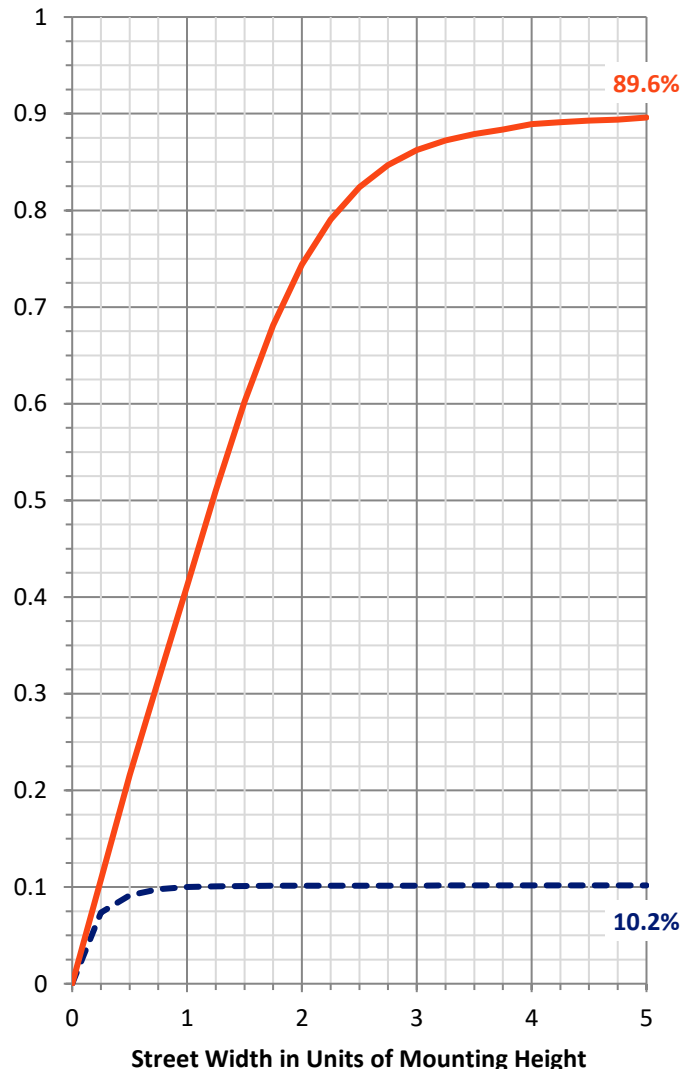
FLUX DISTRIBUTION:

		Downward	Upward	Total
House Side	Lumens	1204.5	0.0	1204.5
	% Fixture	10.3	0.0	10.3
Street Side	Lumens	10531.6	0.0	10531.6
	% Fixture	89.7	0.0	89.7
Total	Lumens	11736.0	0.0	11736.0
	% Fixture	100.0	0.0	100.0

Coefficient of Utilization

ZONAL LUMENS:

Zone	Lumens	% Fixture
0°-10°	117.0	1.0
10°-20°	355.1	3.0
20°-30°	558.4	4.8
30°-40°	800.8	6.8
40°-50°	1384.1	11.8
50°-60°	2734.3	23.3
60°-70°	3821.5	32.6
70°-80°	1846.2	15.7
80°-90°	118.7	1.0
90°-100°	0.0	0.0
100°-110°	0.0	0.0
110°-120°	0.0	0.0
120°-130°	0.0	0.0
130°-140°	0.0	0.0
140°-150°	0.0	0.0
150°-160°	0.0	0.0
160°-170°	0.0	0.0
170°-180°	0.0	0.0
0°-90°	11736.0	100.0
0°-180°	11736.0	100.0



REPORT NUMBER: P387132

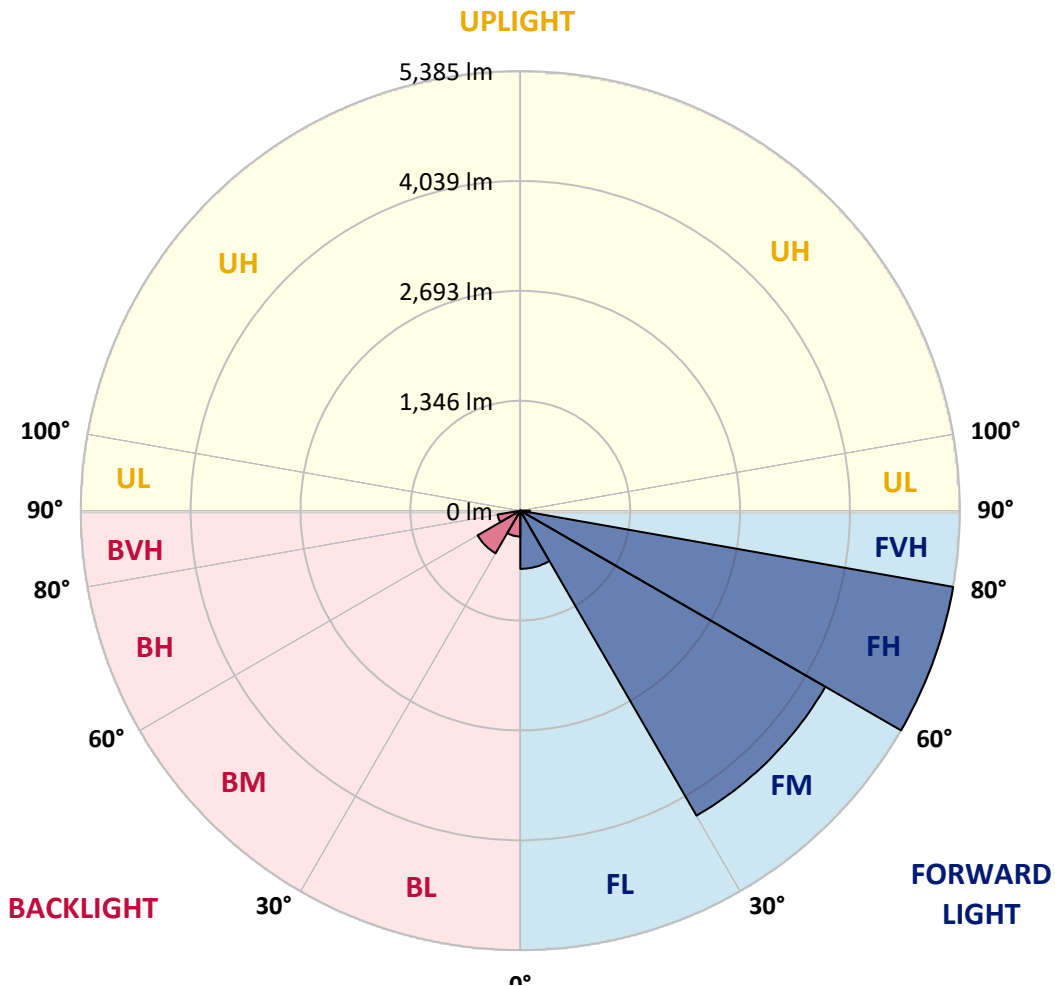
CATALOG NUMBER: GWC-SA2D-760-U-T4W-HSS

LUMINAIRE CLASSIFICATION SYSTEM LUMEN TABLE AND BUG RATING:

Zone	Lumens	% Fixture	Zone Rating/Lumen Limit		
			B	U	G
FL (0°-30°)	713.1	6.1			
FM (30°-60°)	4315.6	36.8			
FH (60°-80°)	5385.2	45.9			G3/7500
FVH (80°-90°)	117.7	1.0			G2/225
BL (0°-30°)	317.4	2.7	B1/500		
BM (30°-60°)	603.6	5.1	B1/1000		
BH (60°-80°)	282.4	2.4	B1/500		G1/500
BVH (80°-90°)	1.0	0.0			G0/10
UL (90°-100°)	0.0	0.0		U0/0	
UH (100°-180°)	0.0	0.0		U0/0	

BUG Rating: B1-U0-G3

Type IV Short





REPORT NUMBER: P387132

CATALOG NUMBER: GWC-SA2D-760-U-T4W-HSS

CANDELA DISTRIBUTION (FULL):

	0°	5°	15°	25°	35°	45°	46°	55°	65°	75°	85°
0°	1175.9	1175.9	1175.9	1175.9	1175.9	1175.9	1175.9	1175.9	1175.9	1175.9	1175.9
2.5°	1306.3	1304.7	1297.0	1293.7	1274.9	1263.9	1259.5	1245.8	1226.0	1206.2	1184.2
5°	1454.9	1454.3	1440.0	1426.3	1391.1	1358.0	1352.0	1320.1	1275.5	1233.7	1191.9
7.5°	1606.8	1599.6	1585.3	1558.9	1507.7	1454.9	1449.9	1404.8	1341.5	1281.0	1221.0
10°	1735.5	1731.1	1712.4	1672.2	1612.3	1552.3	1546.2	1490.7	1419.1	1344.8	1268.3
12.5°	1835.7	1832.4	1807.6	1757.5	1693.7	1631.5	1623.3	1573.7	1497.3	1414.2	1323.9
15°	1896.7	1895.1	1864.8	1811.5	1748.7	1694.8	1687.6	1644.2	1573.2	1486.2	1384.5
17.5°	1911.0	1911.6	1880.2	1826.3	1774.6	1736.1	1730.6	1697.5	1638.1	1551.7	1445.0
20°	1879.1	1885.7	1857.7	1810.9	1779.0	1758.6	1754.2	1734.4	1684.3	1602.9	1493.4
22.5°	1834.0	1837.3	1818.1	1786.7	1773.5	1777.3	1775.1	1764.1	1721.8	1646.9	1541.3
25°	1806.5	1806.5	1794.9	1768.5	1777.3	1801.0	1801.5	1799.3	1765.8	1700.9	1599.6
27.5°	1805.4	1802.1	1788.9	1769.1	1793.3	1829.6	1831.8	1846.7	1825.8	1766.3	1672.2
30°	1849.4	1845.6	1817.5	1791.6	1822.5	1861.5	1867.0	1899.5	1889.0	1837.3	1753.1
32.5°	1952.3	1938.6	1876.4	1834.0	1857.1	1903.9	1911.0	1962.8	1979.3	1924.8	1831.3
35°	2093.2	2049.7	1960.0	1914.4	1916.6	1965.5	1972.1	2048.1	2097.0	2005.1	1891.8
37.5°	2287.4	2266.0	2120.1	1998.0	2007.9	2082.2	2101.4	2184.0	2170.2	2049.2	1960.6
40°	2713.3	2679.8	2524.6	2232.4	2095.4	2176.8	2182.9	2226.9	2228.0	2148.8	2103.6
42.5°	3293.3	3279.5	3116.1	2657.8	2267.6	2240.1	2251.1	2325.4	2408.5	2359.0	2356.8
45°	3935.5	3928.3	3755.0	3222.3	2615.9	2447.6	2461.3	2560.9	2719.9	2730.9	2800.8
47.5°	4452.1	4448.8	4349.2	3852.4	3149.1	2799.2	2803.6	2909.2	3188.8	3326.9	3438.6
50°	4923.2	4939.1	4860.4	4534.1	3875.5	3350.0	3339.5	3410.0	3859.0	4085.1	4223.8
52.5°	5578.0	5600.5	5379.9	5170.2	4637.6	4033.4	4025.1	4098.9	4664.5	4834.0	4858.8
55°	6156.3	6117.8	5943.3	5882.8	5567.0	4877.5	4875.3	4940.2	5443.7	5515.8	5561.5
57.5°	6411.6	6396.8	6480.9	6619.6	6540.4	5875.1	5870.2	5820.6	6140.9	6148.6	6288.9
60°	6572.8	6591.0	6849.1	7276.6	7474.2	6948.7	6916.8	6614.7	6806.7	6789.6	6939.9
62.5°	6451.8	6487.6	6952.0	7664.6	8173.0	7885.8	7840.6	7342.1	7375.7	7316.8	7456.6
65°	5809.1	5864.7	6625.7	7591.4	8519.7	8618.2	8572.5	7984.3	7827.4	7730.6	7653.0
67.5°	4716.8	4749.8	5544.4	6954.7	8363.4	9055.1	9045.7	8547.2	8168.6	7660.7	7058.7
69°	3898.0	3930.5	4695.4	6284.5	8019.5	9148.6	9166.8	8727.7	8103.7	7235.9	6254.2
70°	3301.6	3336.2	4048.8	5710.0	7620.5	9105.1	9137.6	8710.6	7917.7	6744.0	5548.3
72.5°	1731.7	1761.4	2492.7	3933.8	6212.4	8360.6	8459.1	7974.4	6711.5	4897.9	3280.6
75°	544.2	561.3	973.4	2056.3	4253.5	6500.8	6523.3	6255.3	4765.8	2694.1	1366.3
77.5°	207.4	202.5	324.1	757.7	2150.4	4093.4	4231.5	3909.0	2500.9	952.5	315.3
80°	111.7	112.3	168.4	313.6	920.0	2103.6	2220.3	1894.5	888.7	297.1	72.6
82.5°	48.4	50.6	94.6	166.2	422.6	775.9	834.2	694.4	339.5	199.7	27.0
85°	10.5	11.6	45.7	90.2	172.2	217.9	228.4	225.1	216.3	155.2	10.5
87.5°	0.0	0.0	20.4	32.5	43.5	49.5	43.5	56.7	119.4	104.5	5.5
90°	0.0	0.0	0.0	0.0	0.0	0.0	0.0	0.0	0.0	0.0	0.0



REPORT NUMBER: P387132

CATALOG NUMBER: GWC-SA2D-760-U-T4W-HSS

CANDELA DISTRIBUTION (continued):

	90°	95°	105°	115°	125°	135°	145°	155°	165°	175°	180°
0°	1175.9	1175.9	1175.9	1175.9	1175.9	1175.9	1175.9	1175.9	1175.9	1175.9	1175.9
2.5°	1177.0	1167.1	1150.0	1131.3	1118.1	1104.4	1093.4	1088.4	1082.9	1079.1	1084.0
5°	1174.8	1155.5	1122.5	1090.6	1067.5	1048.8	1033.4	1027.3	1021.3	1016.9	1016.3
7.5°	1194.1	1167.1	1116.5	1069.7	1033.9	1008.6	987.7	978.9	971.8	968.5	965.7
10°	1230.9	1196.3	1128.6	1067.5	1021.3	978.4	933.2	898.6	876.0	865.6	861.7
12.5°	1278.8	1235.3	1151.7	1079.1	1011.9	929.4	833.6	751.1	697.7	680.1	669.7
15°	1334.9	1281.0	1182.0	1093.9	977.8	827.0	664.7	556.9	507.3	497.4	486.4
17.5°	1388.9	1329.4	1218.3	1096.7	903.0	660.9	487.0	413.8	394.5	401.1	402.8
20°	1436.2	1377.3	1254.0	1072.5	767.1	495.8	376.9	358.8	365.9	378.6	380.8
22.5°	1484.0	1423.5	1287.1	1008.6	593.2	376.4	339.5	343.9	351.1	363.7	365.9
25°	1542.4	1479.6	1317.9	891.4	445.2	320.3	322.5	329.1	336.2	347.8	348.9
27.5°	1609.5	1550.6	1338.2	739.0	330.2	294.4	301.5	311.4	318.6	329.6	331.8
30°	1698.6	1644.2	1344.8	581.1	276.8	271.3	274.6	286.7	297.1	307.0	308.7
32.5°	1782.3	1736.6	1322.8	438.6	256.4	249.8	249.8	257.0	269.1	278.4	280.6
35°	1859.3	1829.6	1252.4	320.8	241.0	230.0	224.5	224.5	232.2	239.9	242.1
37.5°	1961.1	1960.0	1138.5	255.9	226.2	213.5	201.9	193.1	190.4	192.0	193.1
40°	2135.6	2137.2	989.9	229.5	213.5	196.4	178.8	162.9	148.0	143.1	142.5
42.5°	2407.9	2383.2	834.2	216.8	202.5	178.8	152.4	131.0	107.9	100.7	100.1
45°	2840.4	2693.5	669.1	205.2	190.9	159.0	126.0	96.8	78.1	72.6	72.6
47.5°	3470.5	3101.3	518.3	192.6	175.5	136.5	95.2	69.9	57.2	54.5	55.0
50°	4122.0	3500.7	397.3	176.6	156.8	112.8	70.4	50.6	43.5	43.5	44.0
52.5°	4699.8	3793.5	309.8	159.6	133.7	88.6	53.4	39.6	36.3	35.8	36.3
55°	5240.7	3982.2	237.2	139.8	106.2	66.0	40.7	32.5	30.3	29.2	28.6
57.5°	5762.3	4075.8	177.7	112.8	77.0	47.9	32.5	27.5	25.3	23.7	23.1
60°	6109.5	3999.8	122.2	83.1	53.4	34.7	27.0	23.7	20.9	19.3	18.7
62.5°	6305.4	3792.4	78.7	60.0	38.0	25.9	21.5	19.8	16.0	14.3	14.3
65°	6226.2	3450.1	55.0	42.9	27.5	19.3	16.0	16.0	11.6	9.4	8.8
67.5°	5517.4	2914.7	41.8	31.9	19.8	14.3	12.1	13.8	7.2	4.4	4.4
69°	4747.1	2415.6	35.8	26.4	16.5	11.6	10.5	12.7	5.0	3.3	2.8
70°	4125.8	2083.8	32.5	23.1	13.8	9.9	9.4	12.1	5.0	2.8	2.2
72.5°	2468.5	1162.1	24.8	16.5	8.8	7.7	7.7	13.8	5.0	2.8	2.2
75°	997.6	409.4	18.2	11.6	6.6	6.6	9.4	17.6	4.4	2.2	1.7
77.5°	226.2	89.7	10.5	7.2	4.4	6.6	11.0	13.8	2.8	1.1	0.0
80°	55.0	22.0	6.6	4.4	2.8	5.0	8.3	7.7	0.6	0.0	0.0
82.5°	18.2	7.7	2.8	2.2	0.6	1.7	3.9	2.2	0.0	0.0	0.0
85°	7.7	4.4	1.1	0.6	0.0	0.0	0.6	0.0	0.0	0.0	0.0
87.5°	5.0	1.7	0.0	0.0	0.0	0.0	0.0	0.0	0.0	0.0	0.0
90°	0.0	0.0	0.0	0.0	0.0	0.0	0.0	0.0	0.0	0.0	0.0

Signify Classified - Internal
Cooper Lighting Solutions Photometric Lab
1121 Highway 74 South
Peachtree City, GA 30269

Scaled Data Report



Report Generated By 670245982

Signify Classified - Internal
Cooper Lighting Solutions Photometric Lab
1121 Highway 74 South
Peachtree City, GA 30269

Scaled Data Report



Signify Classified - Internal
Cooper Lighting Solutions Photometric Lab
1121 Highway 74 South
Peachtree City, GA 30269

Scaled Data Report



Signify Classified - Internal
Cooper Lighting Solutions Photometric Lab
1121 Highway 74 South
Peachtree City, GA 30269

Scaled Data Report





--- HS — SS

Signify Classified - Internal
Cooper Lighting Solutions Photometric Lab
1121 Highway 74 South
Peachtree City, GA 30269

Scaled Data Report



u

Signify Classified - Internal
Cooper Lighting Solutions Photometric Lab
1121 Highway 74 South
Peachtree City, GA 30269

Scaled Data Report



Signify Classified - Internal
Cooper Lighting Solutions Photometric Lab
1121 Highway 74 South
Peachtree City, GA 30269

Scaled Data Report



(END OF REPORT)